

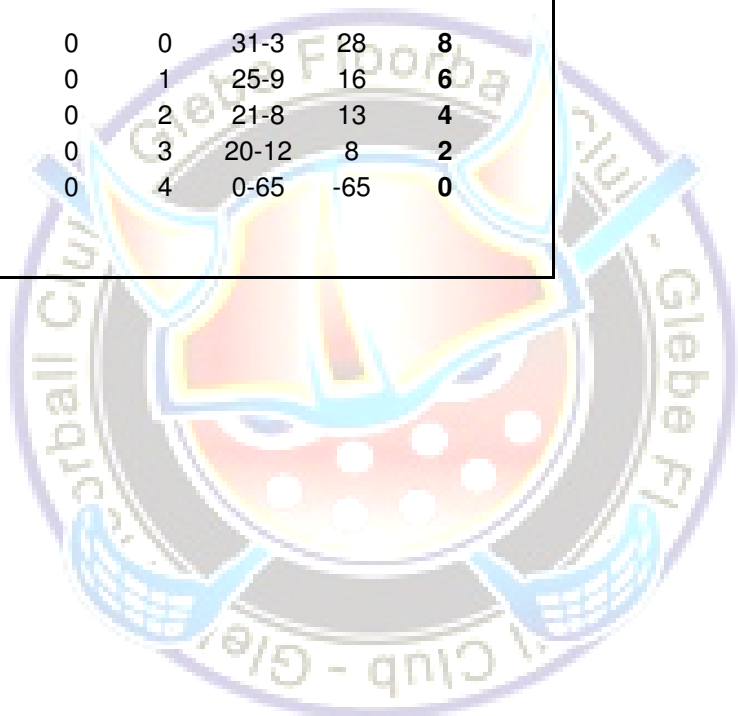
<b>TEAMS</b>	<b>STATE</b>
Glebe FBC	<b>NSW</b>
Blue Tongues	<b>NSW</b>
Northern Beaches	<b>NSW</b>
Story Bridge	<b>QLD</b>
Pakenham Warriors	<b>VIC</b>
Ericsson Aerials	<b>VIC</b>
Spartan FC	<b>VIC</b>
Mornington Peninsula	<b>VIC</b>
Nordic Wolves	<b>WA</b>
Dingoes	<b>WA</b>
RP Salsaz	<b>SING</b>

### AFO Men 2006 Full Table - Pool A

<b>Rank</b>	<b>Team</b>	<b>Played</b>	<b>W</b>	<b>D</b>	<b>L</b>	<b>Goals</b>	<b>Diff.</b>	<b>Points</b>
1	Nordic Wolves	5	4	0	1	27-18	9	8
2	Story Bridge	5	2	2	1	35-16	19	6
3	Spartan FC	5	2	2	1	20-12	8	6
4	Blue Tongues	5	2	2	1	20-13	7	6
5	Pakenham Warriors	5	2	0	3	3-25	-22	4
6	RP Salsaz	5	0	0	5	8-39	-31	0

### AFO Men 2006 Full Table - Pool B

<b>Rank</b>	<b>Team</b>	<b>Played</b>	<b>W</b>	<b>D</b>	<b>L</b>	<b>Goals</b>	<b>Diff.</b>	<b>Points</b>
1	Ericsson Aerials	4	4	0	0	31-3	28	8
2	Glebe FBC	4	3	0	1	25-9	16	6
3	Dingoes	4	2	0	2	21-8	13	4
4	Northern Beaches	4	1	0	3	20-12	8	2
5	Mornington Peninsula	4	0	0	4	0-65	-65	0



## AFO Men 2006 Groupstages

### Results - Day 1


Thursday, 6 April 2008

Pool A	Blue Tongues	Pakenham Warriors	7	2
Pool A	Story Bridge	Spartan FC	3	3
Pool B	Glebe FBC	Ericsson Aerials	2	5
Pool B	Mornington Peninsula	Dingoes	0	14
Pool A	Nordic Wolves	RP Salsaz	7	4
Pool A	Blue Tongues	Spartan FC	3	3
Pool B	Mornington Peninsula	Ericsson Aerials	0	19
Pool A	Story Bridge	Nordic Wolves	5	6
Pool A	Pakenham Warriors	RP Salsaz	5	2
Pool B	Glebe FBC	Northern Beaches	4	3
Pool A	Blue Tongues	RP Salsaz	5	0
Pool A	Pakenham Warriors	Story Bridge	1	9
Pool A	Spartan FC	Nordic Wolves	5	4
Pool B	Dingoes	Glebe FBC	1	2
Pool B	Ericsson Aerials	Northern Beaches	3	0

### Results - Day 2

Friday, 7 April 2006

Pool B	Mornington Peninsula	Northern Beaches	0	15
Pool A	Blue Tongues	Nordic Wolves	1	4
Pool A	Pakenham Warriors	Spartan FC	2	1
Pool A	Story Bridge	RP Salsaz	14	2
Pool B	Dingoes	Ericsson Aerials	1	4
Pool A	Blue Tongues	Story Bridge	4	4
Pool B	Mornington Peninsula	Glebe FBC	0	17
Pool B	Dingoes	Northern Beaches	5	2
Pool A	Pakenham Warriors	Nordic Wolves	3	6
Pool A	Spartan FC	RP Salsaz	8	0



## AFO Men 2006 Finals

### Results - Quarter Finals

Saturday, 8 April 2006

Nordic Wolves	Northern Beaches	3	5
Glebe FBC	Spartan FC	4	5
Ericsson Aerials	Blue Tongues	3	4
Story Bridge	Dingoes	4	3

### Results - Semi Finals

Saturday, 8 April 2006

Northern Beaches	Spartan FC	4	2
Blue Tongues	Story Bridge	4	7

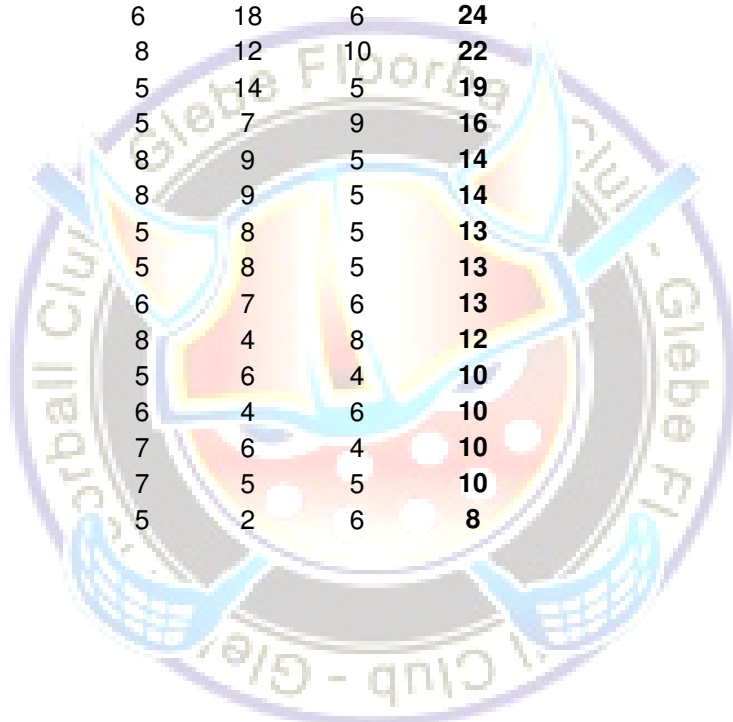
### Results - Grand Final

Sunday, 9 April 2006

Northern Beaches	Story Bridge	4	2
------------------	--------------	---	---

## AFO Men 2006 - Pointscorer

Rank	Name	Team	Played	Goals	Assists	Points
1	F. Hell	Nordic Wolves	6	18	6	24
2	E. Lindberg	Story Bridge	8	12	10	22
3	P. Winquist	Northern Beaches	5	14	5	19
4	J. Iivonen	Glebe FBC	5	7	9	16
5	M. Tormod	Story Bridge	8	9	5	14
	A. Bergman	Story Bridge	8	9	5	14
7	M. Johansson	Glebe FBC	5	8	5	13
	G. Gasser	Ericson Aerials	5	8	5	13
	J. Kihm	Nordic Wolves	6	7	6	13
10	R. Bass	Story Bridge	8	4	8	12
11	B. Monckton	Pakenham	5	6	4	10
	P. Campbell	Spartans	6	4	6	10
	S. Miettinen	Spartans	7	6	4	10
14	Mark Benfield	Spartans	7	5	5	10
15	D. Thien	Ericson Aerials	5	2	6	8



<b>16</b>	T. Le	Ericson Aerials	5	6	1	7
	O. Wegner	Dingoes	5	5	2	7
	A. Knapp	Dingoes	5	5	2	7
	D. Hammond	Ericson Aerials	5	4	3	7
	C. Freimann	Ericson Aerials	5	4	3	7
	P. Harris	Dingoes	5	3	4	7
	R. Wolf	Northern Beaches	7	3	4	7
	D. Parker	Blue Tongues	7	2	5	7
	T. Ollerton	Northern Beaches	7	1	6	7
	<b>25</b>	P. Burns	Pakenham	5	4	2
R. Schreurs		Glebe FBC	5	4	2	6
P. Forsyth		Ericson Aerials	5	4	2	6
S. O'Brien		Blue Tongues	6	3	3	6
R. Martiskin		Northern Beaches	7	3	3	6
<b>30</b>	J. Sandahl	Northern Beaches	5	4	1	5
	K. Bohling	Glebe FBC	5	3	2	5
	C. Teh	Ericson Aerials	5	2	3	5
	B. Herrington	Dingoes	5	2	3	5
	A. MacFadyen	Nordic Wolves	6	3	2	5
	Mat Benfield	Spartans	7	4	1	5
	S. Turner	Blue Tongues	7	4	1	5
	V. Stejskal	Northern Beaches	7	3	2	5
	M. Blumer	Blue Tongues	7	2	3	5
	A. Fenton	Blue Tongues	7	1	4	5
<b>41</b>	J. Leard	Story Bridge	8	3	2	5
	D. Carlquist	Blue Tongues	5	4	0	4
	S. Meriden	Dingoes	5	4	0	4
	M. Seow	RP Salsaz	5	3	1	4
	R. Goldsmith	Dingoes	5	3	1	4
	K. Collopy	Ericson Aerials	5	2	2	4
	G. Sorman-Nilsson	Blue Tongues	7	4	0	4
	A. Sorman-Nilsson	Blue Tongues	7	3	1	4
	D. Monckton	Spartans	7	2	2	4
	D. Baxter	Blue Tongues	7	2	2	4
<b>53</b>	S. Collins	Northern Beaches	7	2	2	4
	J. Laakso	Story Bridge	8	3	1	4
	K. Hietala	Story Bridge	8	3	1	4
	J. Bruze	Story Bridge	5	3	0	3
	Alan Clay	Glebe FBC	5	3	0	3
	Andrew Clay	Glebe FBC	5	2	1	3
	M. Delane	Dingoes	5	0	3	3
	H. McLaughlan	Spartans	6	3	0	3
	D. O'Brien	Nordic Wolves	6	2	1	3
	C. Lapointe	Northern Beaches	7	3	0	3
<b>63</b>	S. Hansen	Spartans	7	1	2	3
	J. Sedlak	Northern Beaches	7	0	3	3
	P. Lindblom	Story Bridge	8	1	2	3
	R. Parviainen	Ericson Aerials	4	1	1	2
	Zaki	RP Salsaz	5	2	0	2
	Qayyim	RP Salsaz	5	2	0	2
	G. Staindl	Pakenham	5	2	0	2



	D. Schatzl	Story Bridge	5	1	1	2
	B. Looby	Pakenham	5	1	1	2
	N. Tran	Glebe FBC	5	1	1	2
	B. Sharrock	Ericson Aerials	5	1	1	2
	Sofian	RP Salsaz	5	0	2	2
	R.Spenser	Dingoes	5	0	2	2
	C. McLaughlan	Spartans	7	1	1	2
	N. Mitchell	Spartans	7	1	1	2
	S. Engvall	Northern Beaches	7	0	2	2
	A. Bozac	Story Bridge	8	0	2	2
<b>76</b>	N. Brudes	Blue Tongues	2	1	0	1
	N. Dowd	Glebe FBC	3	0	1	1
	Julian	RP Salsaz	5	1	0	1
	D. Clay	Glebe FBC	5	1	0	1
	M. Pickford	Dingoes	5	1	0	1
	J. Van der Zwarf	Pakenham	5	0	1	1
	R. Staindl	Pakenham	5	0	1	1
	V. Nguyen	Glebe FBC	5	0	1	1
	M. Ligertwood	Glebe FBC	5	0	1	1
	A. Mickelsson	Ericson Aerials	5	0	1	1
	J. Stanley	Nordic Wolves	6	0	1	1
	M. Bergstrom	Blue Tongues	7	1	0	1
	J. Cowland	Blue Tongues	7	1	0	1
	M. Bachofen	Northern Beaches	7	0	1	1

